

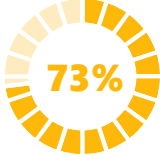
	<h1>LADY OF MERCY</h1>	
REGION: ARUSHA	SCHOOL AVERAGE: 174.4	CATEGORY
DISTRICT: ARUSHA		BELOW 40
		CANDIDATES
21		

SUBJECT PERFORMANCE ANALYSIS			
------------------------------	--	--	--


SUBJECT NAME	AVG	%	RNK
MATHEMATICS	37.8	76%	1
ENGLISH	37.4	75%	2
KISWAHILI	36.5	73%	3
SCIENCE	33.2	66%	4
SOCIAL STUDIES	28.5	57%	5




75%
ENGLISH




73%
KISWAHILI



76%
MATHS



66%
SCIENCE










57%
SOCIAL STUDIES

BOYS/GIRLS PASS RATE	STD	AVG	%
BOYS	9	36.0	72%
GIRLS	12	34.1	68%

GRADE ANALYSIS SUMMARY					
SUBJECT NAME/GRADE	A	B	C	D	F
MATHEMATICS	10	8	3	0	0
KISWAHILI	3	15	3	0	0
ENGLISH	7	10	3	0	0
SCIENCE	7	5	8	0	0
SOCIAL STUDIES	0	8	10	3	0

OVERALL GRADE ANALYSIS	NO.	SEATED	%
A	4	21	19%
B	13		62%
C	4		19%
D	0		0%
F	0		0%

BOY'S VS GIRLS' PASSRATE (%)	
 <p>72%</p>	 <p>68%</p>

OVERALL GRADE ANALYSIS (%)				
 19	 62%	 19%	 0%	 0%
A	B	C	D	F

INDEX	NAME	SEX	MATHEMATICS		KISWAHILI		ENGLISH		SCIENCE		SOCIAL STUDIES		TOTAL	AVERAGE	OVR GRADE	SCH POSITION	OVERALL POSITION
1	ROBINSON HERRY LAIZER	M	46	A	38	B	45	A	41	A	40	B	210	42	A	1	811.5
2	BELINDA NEBKADREZA EFATHA	F	45	A	41	A	41	A	44	A	38	B	209	42	A	2	846.5
3	JORDAN JULIUS WAMBURA	M	45	A	43	A	35	B	44	A	39	B	206	41	A	4	969.5
4	IMELDA DEOGRATIUS NDELOLIA	F	43	A	39	B	47	A	41	A	36	B	206	41	A	4	969.5
5	HASSAN DAUDI MNZAVA	M	40	B	40	B	41	A	43	A	38	B	202	40	B	5	1180
6	THOMSON HENDRY MFOY	M	43	A	38	B	45	A	39	B	29	C	194	39	B	6	1580.5
7	ESTER MAIKO MWAKAMOGO	F	47	A	36	B	32	B	39	B	35	B	189	38	B	7	1844
8	JOSEPHINE CONSTANTINE LUBANGO	F	48	A	40	B	26	C	41	A	33	B	188	38	B	8	1893
9	SAMWEL NICKSON MAEDA	M	38	B	40	B	35	B	42	A	31	B	186	37	B	9	1992.5
10	COLETHA RAPHAEL MOLLEL	F	39	B	39	B	43	A	35	B	24	C	180	36	B	10	2318
11	JOAN TITUS OLOMI	F	32	B	38	B	42	A	32	B	27	C	171	34	B	11	2784
12	REGAN INNOCENT KIMARIO	M	33	B	35	B	40	B	29	C	30	C	167	33	B	12	2966
13	PAULO JOSEPHAT SAMARITAN	M	46	A	29	C	28	C	30	C	29	C	162	32	B	14	3214
14	FRANSISCA ERASTO KESSY	F	29	C	42	A	44	A	28	C	19	D	162	32	B	14	3214
15	NAJMA KIBWANA MANSOOR	F	41	A	38	B	32	B	23	C	24	C	158	32	B	15	3391.5
16	ELIZABETH PETER MARWA	F	35	B	31	B	40	B	28	C	22	C	156	31	B	16	3481.5
17	DOMINIC STEPHEN SHIO	M	27	C	37	B	35	B	36	B	20	D	155	31	B	17	3528
18	MWANAISHA KILEO MAMBO	F	41	A	35	B	25	C	25	C	24	C	150	30	C	18	3740.5
19	NANCY GILBERT MMBAGA	F	28	C	34	B	37	B	22	C	27	C	148	30	C	19	3821.5
20	SHAFII ALLY OMARI	M	33	B	27	C	35	B	21	C	21	C	137	27	C	20	4190.5
21	KEREN CHRISTIAN MICHAEL	F	38	B	26	C	37	B	14	D	12	D	127	25	C	21	4480.5